



P/N: WSL-S-G14-150WAT3A1-abcdeg

Note:

WSL=company name;

S-G14=Product series;

150W=Wattage;

A=ED manufacturer brand;

T3=Diffuser light angle type;

A1=Version number;

"a" can be any two letters to represent lamp colors , BR=Brown, BH=Black, or Customized;

"b" can be "3RP", "3NP", "5RP", "5NP", "7RP" or "7NP" for Photocontrol type provided or blank for no Photocontrol provided;

"c" can be "10SP" or "20SP" for Surge-protective Device type provided or blank for no Surge-Protective Device provided;

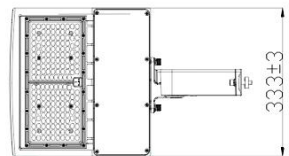
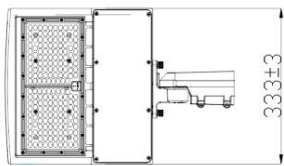
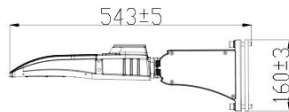
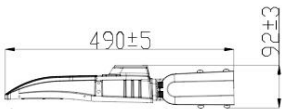
"d" can be "M", "P" or blank for DC Motion Microwave sensor, DC Motion PIR sensor provided or not;

"e" can be "AM", "DM", "YM1", "YM2", "A&D" or

"FM" to represent mounting bracket types;

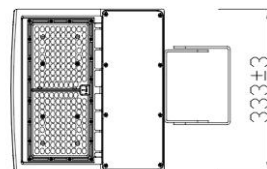
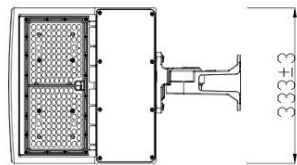
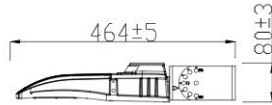
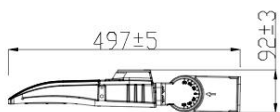
g=CCT,such as 30=3000K,35=3500K,40=4000K,45=4500K, 50=5000K, 57=5700K;

## DIMENSIONS



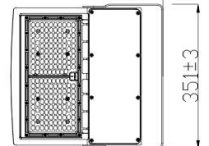
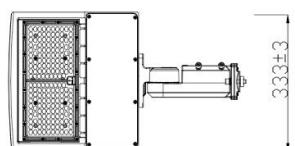
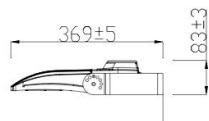
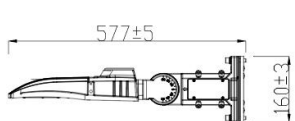
AM

DM



YM1

YM2



A&D

FM

## ADVANTAGE

- UL cUL DLC-V5.1(Premium) certificate;
- Lumileds Chip, high CRI;
- Input voltage 120-277VAC;
- Output constant current lever can be: adjusted through output cable with 1-10V;
- No UV or IR in the beam;
- Easy to install and operate;
- Energy saving, long lifespan;
- Light is soft and uniform, safe to eyes;
- Instant start, NO flickering, NO humming;
- Green and eco-friendly without mercury;

## APPLICATION

- Outdoor basketball court, tennis court;
- Badminton court, the football field;
- The school playground, stadium;
- Community leisure entertainment plaza, road lamp etc;

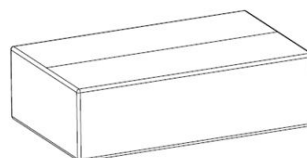
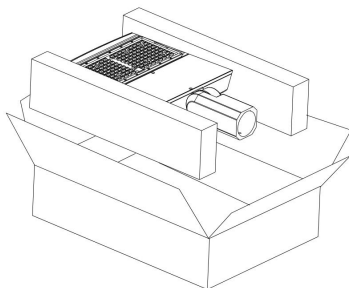
## SPECIFICATIONS

<b>OPTICAL</b>	Input Power (Tolerance : $\pm 10\%$ )	150W					
	Color Temperature	3000K	3500K	4000K	4500K	5000K	5700K
	Lumen (Tolerance : $-10\%$ )	20012LM	20199LM	20385LM	20541LM	20697LM	21133LM
	Efficacy (Tolerance : $-3\%$ )	133.7LM/W	134.9LM/W	136LM/W	137LM/W	138LM/W	141LM/W
	CRI	>80					
	Color Consistency	<6 Steps (or <6 SDCM)					
	BUG	B3-U0-G3					
	Distribution Pattern	TYPE III					
Beam Angle (50%) (Tolerance : $\pm 15\%$ )	150*100 Degree						
<b>ELECTRICAL</b>	Input Voltage and Frequency	120-277VAC, 50/60Hz					
	PF (Tolerance : $-3\%$ )	$\geq 0.9$					
	THD (Tolerance : $+5\%$ )	$\leq 20\%$					
	Flicker Percent	<5%					
	Driver Brand	BECKY					
	Driver Model	BQE160A-260-PVF-AUX					
	Driver Surge protection	L/N-PE: 6kV, L-N: 4kV					
	Dimming	1-10V dimming standard					
	Optional Accessory	Photocontrol, Surge-protective Device, DC Motion Microwave sensor, DC Motion PIR sensor, photocell receptacle, shorting cap					
<b>MATERIALS</b>	LED Brand	Lumileds					
	LED Type	SMD2835					
	LED QTY	187 PCS					
	Housing	Die-cast aluminum					
	Housing Color	Brown, Black, or Customized					
	EPA	1.3 ft <sup>2</sup>					
	Waterproof Rating	WET (IP65)					
<b>OTHERS</b>	Operating Temperature	Without Motion Sensor: $-35^{\circ}\text{C}$ TO $45^{\circ}\text{C}$ ; With Motion Sensor: $-30^{\circ}\text{C}$ TO $50^{\circ}\text{C}$					
	Storage Temperature	$-25^{\circ}\text{C}$ TO $85^{\circ}\text{C}$					
	Operating Humidity	5% - 95% RH					
	Storage Humidity	5% - 95% RH					
	Warranty	5 years warranty with 24/7 operating hours Luminaire lifetime at $25^{\circ}\text{C}$ .					

## PACKAGE

Bracket Type	Carton Size	Qty / Carton	Net Weight / Carton	Gross Weight / Carton
AM	515*385*155 MM	1 PC	4.3Kg	5.1Kg
DM	515*385*155 MM	1 PC	5.3Kg	7.1Kg
YM1	515*385*155 MM	1 PC	4.85Kg	5.65Kg
YM2	565*385*155 MM	1 PC	5.05Kg	6.15Kg
A&D	595*385*155 MM	1 PC	5.39Kg	6.49Kg
FM	565*385*155 MM	1 PC	4.85Kg	5.95Kg

Tolerance of Carton Size:  $\pm 15$  MM, Tolerance of Weight:  $\pm 10\%$ .



## LIGHT DISTRIBUTION TESTING PARAMETERS

< Type III >

### Luminaire Property

Luminaire Manufacturer:  
 Luminaire Category:  
 Lamp Catalog:  
 Number of Lamps:  
 Luminous Length (mm):  
 Luminous Height (mm):  
 Current: 1.249 A  
 Power Factor: 0.999

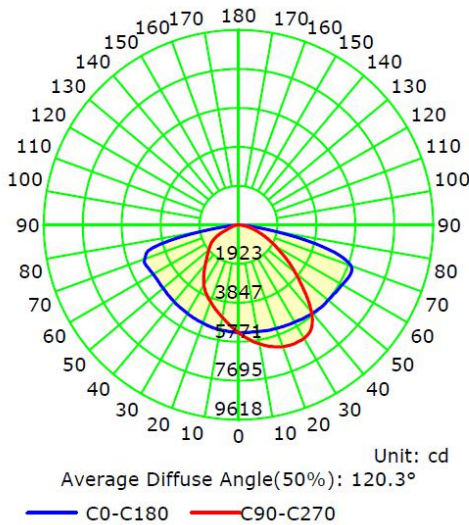
Luminaire Description:  
 Lamp Description:  
 Lumens per Lamp:  
 Luminous Width (mm):  
 Voltage: 120.0 V  
 Power: 149.68 W

### Photometric Results

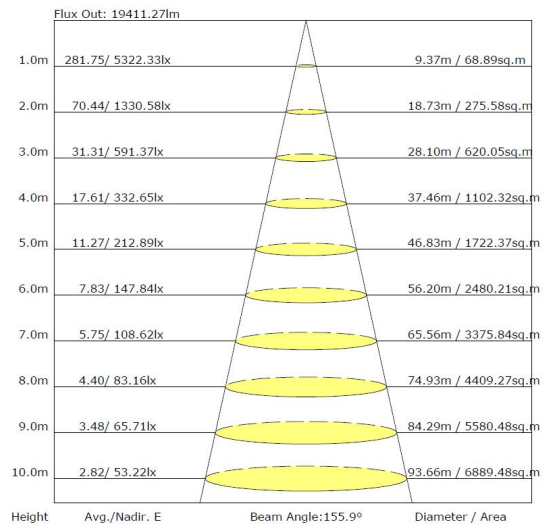
IES Classification: Type III  
 Total Rated Lamp Lumens: 20012.2 lm  
 Efficiency: 100%  
 Upward Ratio: 0%  
 C0r0 Intensity: 5322.33 cd  
 Pos of Max. Intensity: H22.5 V68

Longitudinal Classification: Medium  
 Measurement Flux: 20012.2 lm  
 Downward Ratio: 100%  
 Luminaire Efficacy Rating (LER): 133.75  
 Max. Intensity: 7695.09 cd

Luminous Intensity Distribution Curve



The Average Illuminance Effective Figure



### NOTICE FOR USER

- Please turn off power before install or change assembly parts.
- The input voltage and lamps should be matched, after connecting the power line, Please make sure the wiring section is insulated.
- No-professionals, must not install and disassemble the lamps.

### TROUBLE SHOOTINGS

Troubles	Check points
Flickering of the light	Turn off the power and turn on again in 3 minutes. If same phenomena occur, then call agencies.
Out of working	Please check the connection.